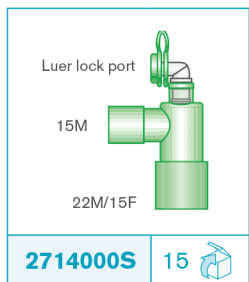
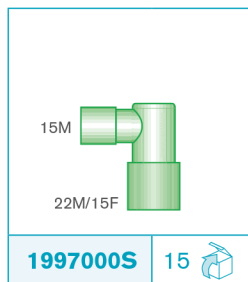
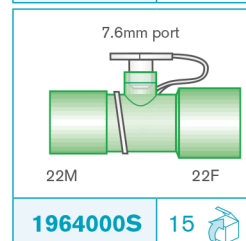
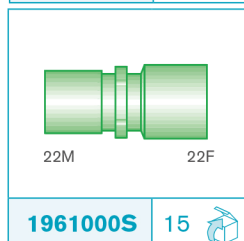
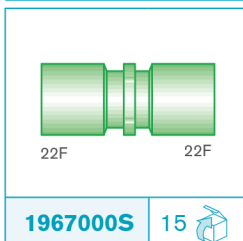
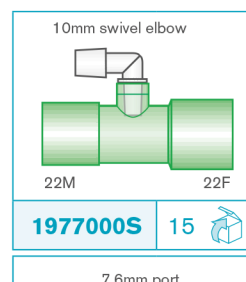
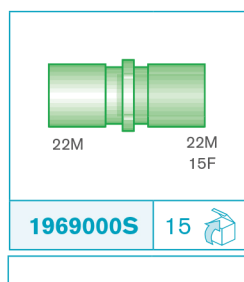
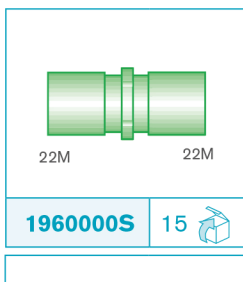


Patient connections and Straight connectors

Fixed elbows



22mm straight connectors



Inter-Therm HMEF®

The Inter-Therm combines the filtration efficiency of a dedicated breathing filter with optimum moisture return

Inter-Therm Bacterial and Viral Filtration efficiency	Moisture return at: VT500ml HMEF only	Resistance to flow HMEF only		Compressible volume HMEF only		Weight HMEF only		Minimum tidal volume HMEF only
		30 L/min	60 L/min	Without port	With port	Without port	With port	
>99.999%	32mg H ₂ O/L	1.6cm H ₂ O	3.0cm H ₂ O	56ml	57ml	30g	31g	150ml

1341007S	50	1341000S	50	1341197S	50
Inter-Therm HMEF		Inter-Therm HMEF + luer lock port and elbow		Inter-Therm HMEF + luer lock port and elbow	

1341011S	50	1341351S	50
Inter-Therm HMEF + luer lock port and Superset catheter mount		Inter-Therm HMEF + luer lock port and fixed elbow	

1341012S	50	1341580S	50
Inter-Therm HMEF + luer lock port and Superset fixed elbow		Inter-Therm HMEF + luer lock port and Smoothbore catheter mount with double swivel elbow and double 'flip top' cap	