




LIQUIBAND *Flow Control*™

LIQUIBAND *Flow Control*™

A safe and effective method for rapid and secure wound closure

-  Safe
-  Strong
-  Versatile
-  Cost Effective



Tissue Adhesive



With Flow Control Safety Applicator

Re-order No. LBFC 0010.

Product Data

LIQUIBAND Flow Control™ is a sterile, single use n-butyl-cyanoacrylate tissue adhesive intended for topical wound closure.

LIQUIBAND Flow Control™ is presented in a foil pouch. Each pouch contains an ampoule of 0.5 g adhesive and a separate Flow Control Safety Applicator.

LIQUIBAND Flow Control™ is supplied in unit cartons containing 10 pouches.



For further information please contact Customer Services at:

WESTERN WOOD WAY, LANGAGE SCIENCE PARK, PLYMOUTH. PL7 5BG. UK

Tel: +44 (0)1752 209955 Fax: +44 (0)1752 209956

e-mail: sales@mlgl.co.uk
www.medlogic.com

*For Precise Wound Closure...
 ...With Confidence*

Advanced Medical Solutions Group plc

MedLogic™
 MEDLOGIC GLOBAL LIMITED

MedLogic™
 MEDLOGIC GLOBAL LIMITED

The Unique Applicator Provides:

- SAFER APPLICATION
- IMPROVED EASE OF USE
- FASTER WOUND CLOSURE
- GREATER WOUND PROTECTION
- BROADER WOUND SELECTION

LIQUIBAND Flow Control™ is suitable for use on any wound where the wound edges approximate readily and where the wound is not under tension. Wounds under tension need to have appropriate subcutaneous sutures placed prior to adhesive application.

LIQUIBAND Flow Control™ seals the wound and removes the need for dressings.

Tissue Adhesive

Indications for use:

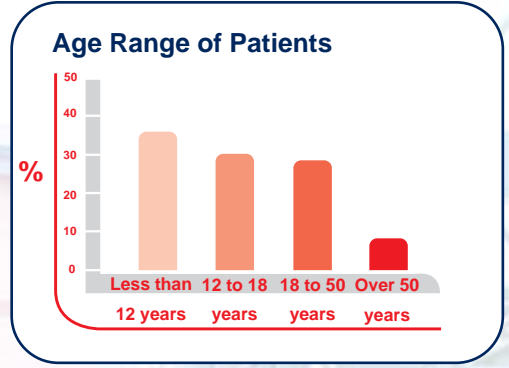
LIQUIBAND Flow Control™ is indicated for low tension wounds on scalp, face, trunk and limbs. LIQUIBAND Flow Control™ should be applied to clean wounds with easily aligned edges. LIQUIBAND Flow Control™ should be applied by trained medical or nursing staff.

Contraindications:

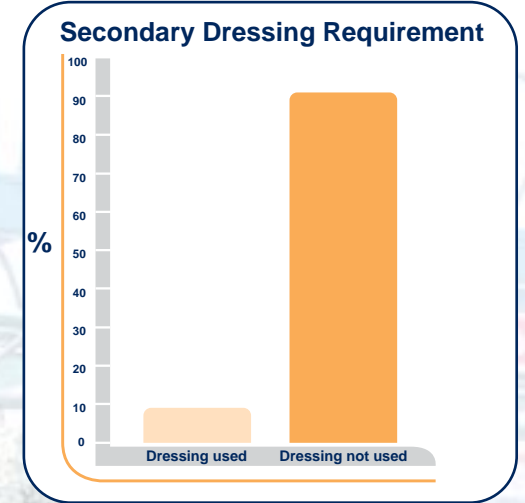
Single use device, do not use on multiple patients. Do not apply to internal organs, blood vessels, nerve tissue or mucous membranes. Do not apply to infected or chronic wounds. Do not use on flexor or extensor surfaces.

User Evaluation Summary*

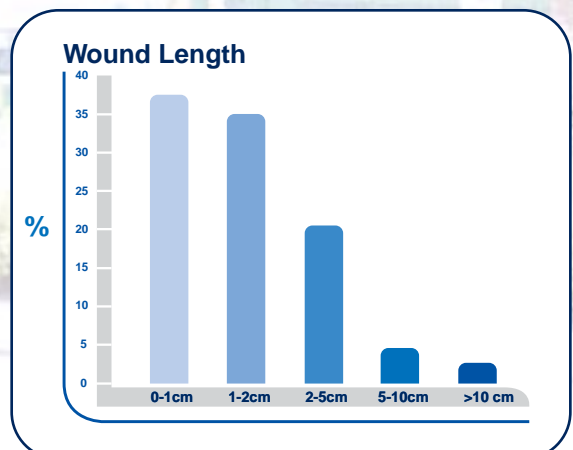
The following data has been compiled from evaluations of LIQUIBAND™ tissue adhesive, conducted in 16 Accident and Emergency Departments within the UK.




Not just for children



No secondary dressing necessary



Not just for minor wounds



Satisfied customers

Instructions for use:



1 Wound Preparation

Clean and dry wound thoroughly. Check for foreign bodies. Ensure wound edges oppose readily.



2 Open Ampoule

Open foil pouch and dispense ampoule and applicator. Firmly hold the neck of the ampoule and apply a twisting action to the winged cap to separate. Place winged cap aside for later use.



3 Fit Applicator

Fit Flow Control Safety Applicator on to the ampoule using a twisting action.



4 Application

Hold wound edges together with fingers or forceps. Apply adhesive along the length of the wound, either intermittently or in a continuous line. Avoid adhesive entering the wound. Continue to hold wound edges together to allow adhesive to set.



5 Wound Dressing

LIQUIBAND™ tissue adhesive acts as an occlusive barrier to micro-organisms+ and consequently no secondary dressing is necessary.



6 Disposal

Remove applicator, reverse cap and re-fit to the ampoule to avoid spillage. Dispose of applicator and ampoule to sharps or clinical waste.