

# Thal-Quick Chest Tube Sets and Trays



COOK®



# Thal-Quick

## Smooth. . .

Transition between wire guide, dilator and tube eases navigation and placement.

## Accurate. . .

Wire guide allows a quick and direct route to drainage site when dilating.

Radiopaque marker enhances x-ray visualization.

Seldinger technique confirms placement in pleural space.

## Comfortable. . .

Seldinger technique allows for a relatively painless insertion.

Minimal incision allows tube to fit snugly around drain preventing possible tube displacement.

Better cosmetic result.

## Simple. . .

Thal-Quick Chest Tubes make insertion easy to administer at the bedside.



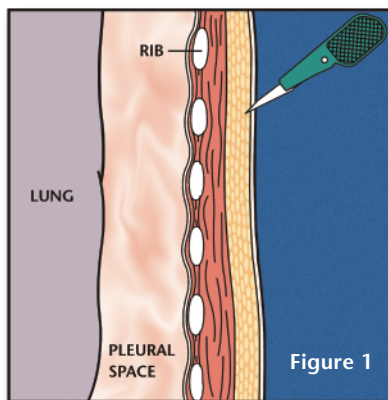
Also... Available with an additional lumen – 24 French size catheter with a 17 gage second lumen.

## Thal-Quick Chest Tubes

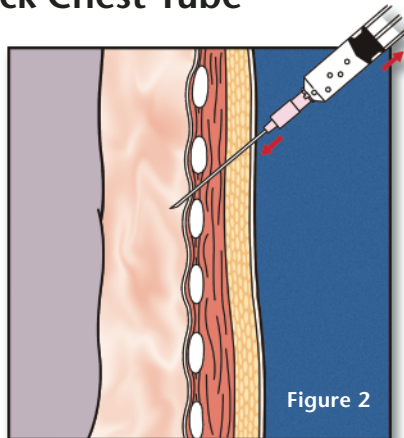


# Chest Tube Sets and Trays

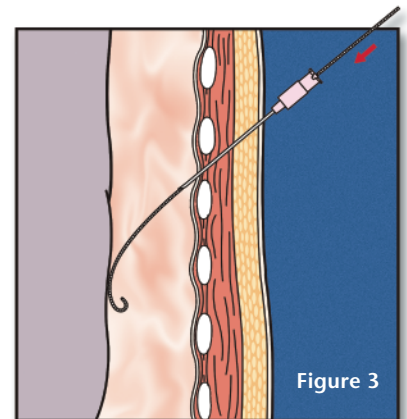
## Placement of the Thal-Quick Chest Tube



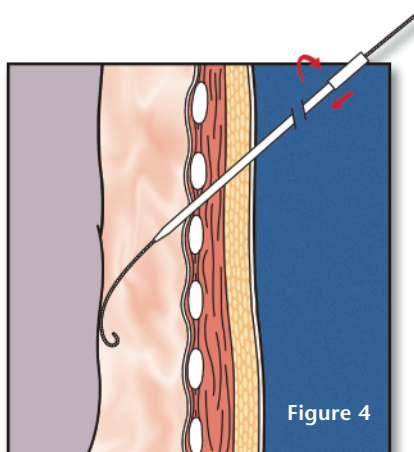
- Prepare the chest tube insertion site with local anesthesia using standard hospital protocol.
- Make a small skin incision slightly larger than the diameter of the chest tube (Figure 1).



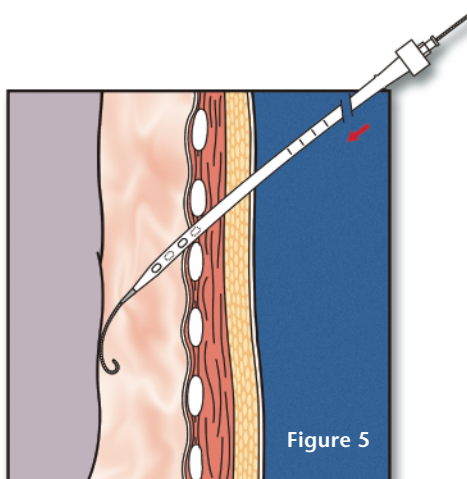
- Administer additional local anesthesia to the skin.
- Advance the 18 gage introducer needle over the superior border of the rib into the pleural space (Figure 2).



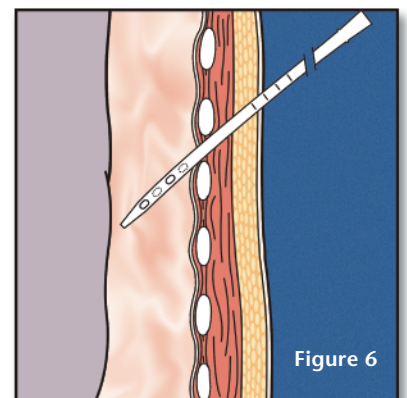
- Advance the “J” end of the wire through needle and into pleural space (Figure 3).
- Remove the needle, leaving the wire guide in place.
- Inject additional local anesthesia into the intercostal muscles.



- Dilate the tract and opening into the pleural space by advancing in sequence (small to large) the supplied dilators over the wire guide.
- Introduction into the pleural space is facilitated by rotating and advancing dilators in the same plane of the wire guide to prevent kinking (Figure 4).



- Advance the chest inserter/chest tube assembly over the wire guide and into the pleural space (Figure 5).



- Remove the wire guide and chest tube inserter, leaving the chest tube in place.
- Suture the chest tube to the skin. Chest tube is ready for use (Figure 6).

Refer to complete Suggested Instructions for Placement in product insert.

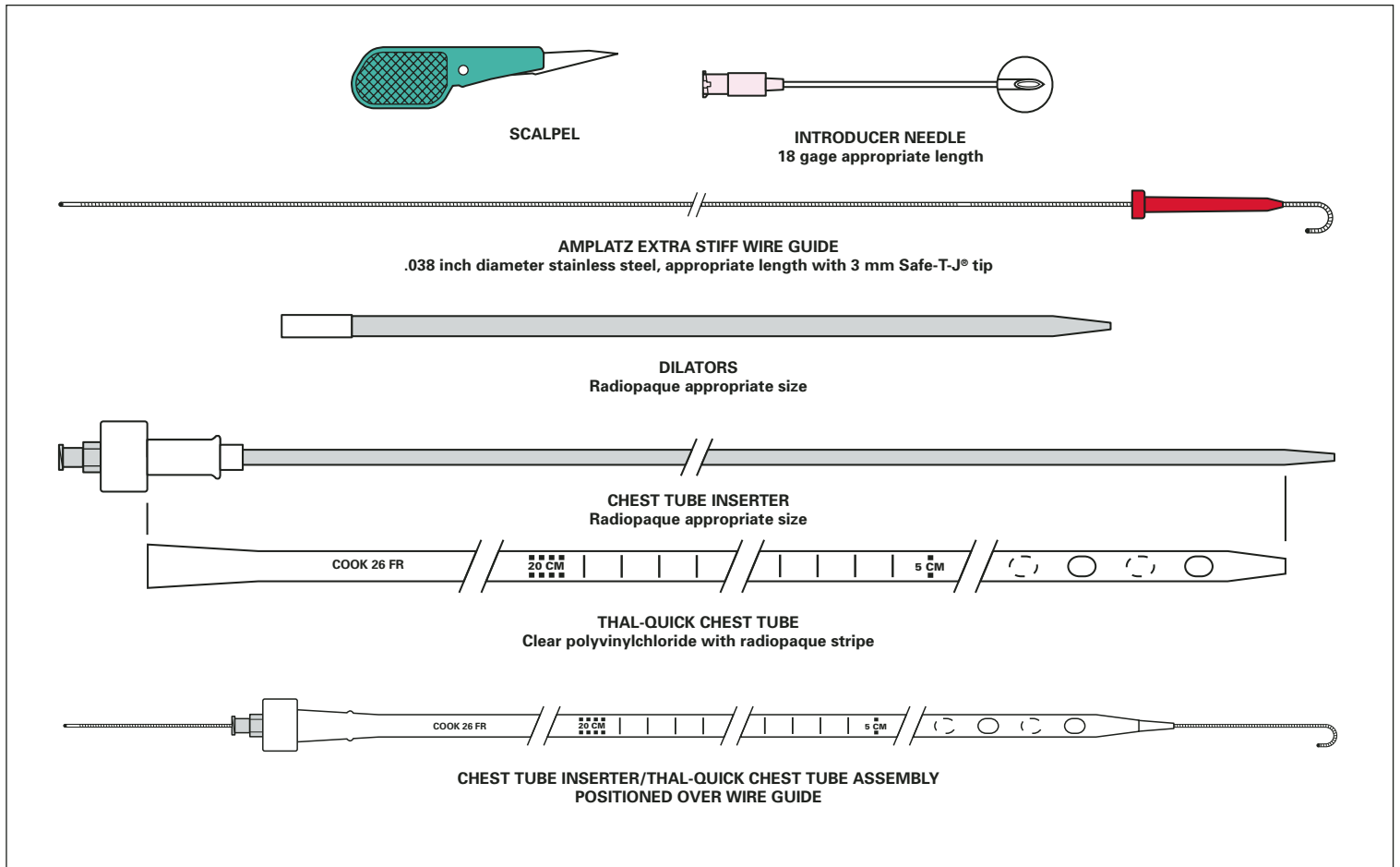
## THAL-QUICK CHEST TUBE SETS AND TRAYS



Used for pleural drainage. Chest tube placement is facilitated utilizing standard percutaneous entry (Seldinger) technique.

- The chest tube inserter, fitted to the chest tube, provides a smooth transition for ease of insertion over the wire guide.
- Sideports are positioned at the distal end of the chest tube.

Supplied sterile in peel-open packages. Intended for one-time use.



## THAL-QUICK CHEST TUBE SETS AND TRAYS

### THAL-QUICK CHEST TUBE

ORDER NUMBER	French Size	Length	Sideports	Global Product Number
<b>SETS<sup>1</sup></b>				
<b>C-TQTS-800</b>	8.0	18 cm	3	<b>G06786</b>
<b>C-TQTS-1000</b>	10.0	20 cm	3	<b>G06787</b>
<b>C-TQTS-1200</b>	12.0	22 cm	3	<b>G05161</b>
<b>C-TQTS-1400</b>	14.0	41 cm	4	<b>G05777</b>
<b>C-TQTS-1600</b>	16.0	41 cm	4	<b>G04891</b>
<b>C-TQTS-1800</b>	18.0	41 cm	4	<b>G05453</b>
<b>C-TQTS-2000</b>	20.0	41 cm	4	<b>G05454</b>
<b>C-TQTS-2400</b>	24.0	41 cm	4	<b>G04137</b>
<b>C-TQTS-2600</b>	26.0	41 cm	4	<b>G04138</b>
<b>C-TQTS-2800</b>	28.0	41 cm	4	<b>G04139</b>
<b>C-TQTS-3200</b>	32.0	41 cm	4	<b>G07243</b>
<b>C-TQTS-3600</b>	36.0	41 cm	4	<b>G07241</b>
<b>TRAYS<sup>2</sup></b>				
<b>C-TQTSY-800</b>	8.0	18 cm	3	<b>G06791</b>
<b>C-TQTSY-1000</b>	10.0	20 cm	3	<b>G06885</b>
<b>C-TQTSY-1200</b>	12.0	22 cm	3	<b>G05464</b>
<b>C-TQTSY-1400</b>	14.0	41 cm	4	<b>G07090</b>
<b>C-TQTSY-1600</b>	16.0	41 cm	4	<b>G05462</b>
<b>C-TQTSY-1800</b>	18.0	41 cm	4	<b>G05461</b>
<b>C-TQTSY-2000</b>	20.0	41 cm	4	<b>G05463</b>
<b>C-TQTSY-2400</b>	24.0	41 cm	4	<b>G04220</b>
<b>C-TQTSY-2600</b>	26.0	41 cm	4	<b>G04225</b>
<b>C-TQTSY-2800</b>	28.0	41 cm	4	<b>G04226</b>
<b>C-TQTSY-3200</b>	32.0	41 cm	4	<b>G07242</b>
<b>C-TQTSY-3600</b>	36.0	41 cm	4	<b>G07244</b>

<sup>1</sup>All sets include the items shown on the previous page.

<sup>2</sup>All trays consist of items shown on the previous page and the following items: 25 gage needle, 22 gage needle, lidocaine, povidone-iodine swabsticks, fenestrated drape, gauze sponges, disposable syringes, suture with needle, needle holder, povidone-iodine ointment, CSR wrap and prep tray.



**CENTESIS AND DRAINAGE**

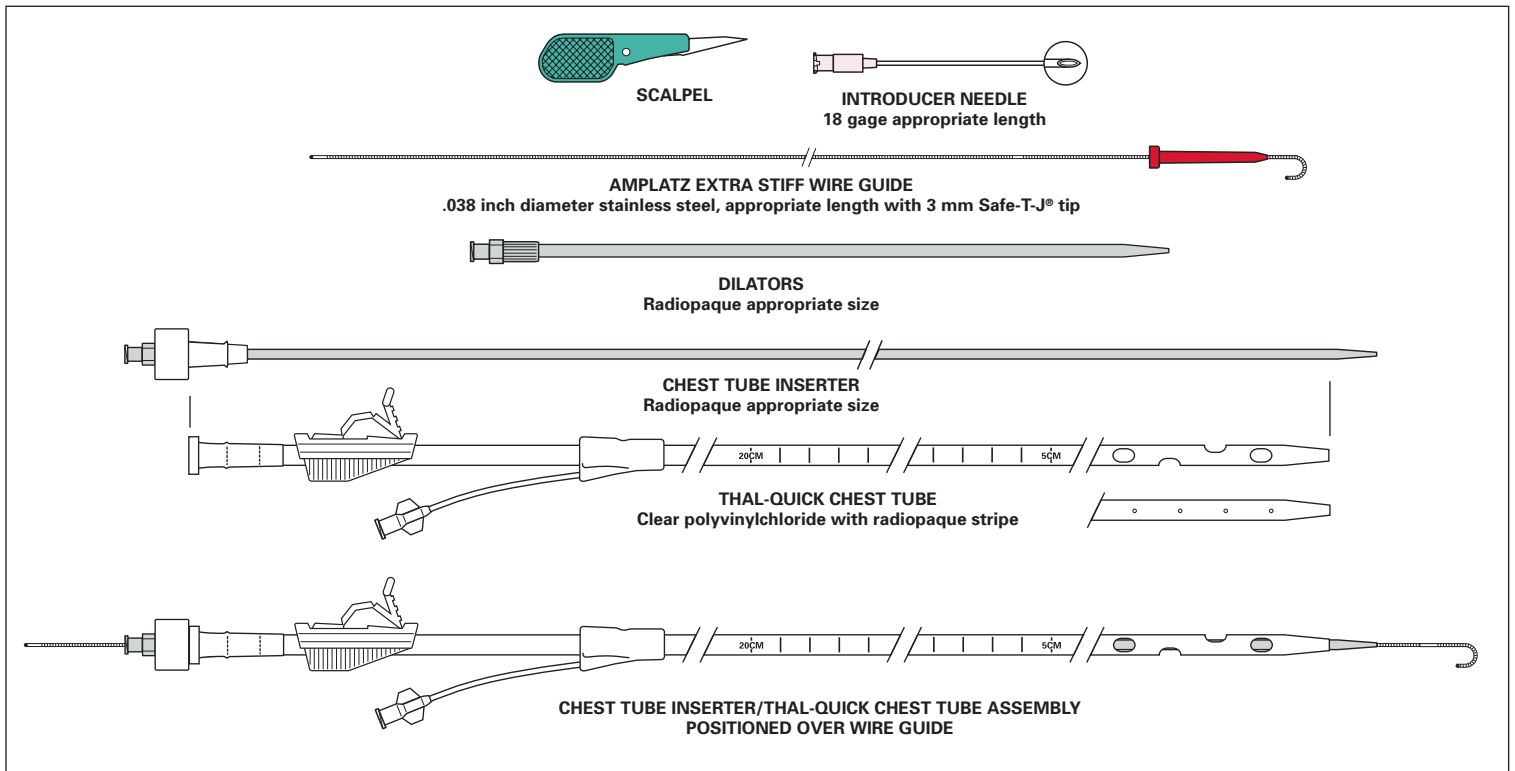
**THAL-QUICK CHEST TUBE SET AND TRAY**  
**DOUBLE LUMEN**



Used for pleural drainage. Chest tube placement is facilitated utilizing standard percutaneous entry (Seldinger) technique.

- The chest tube inserter, fitted to the chest tube, provides a smooth transition for ease of insertion over the wire guide.
- Sideports are positioned at the distal end of the chest tube.
- Additional lumen available for aspiration or infusion.

Supplied sterile in peel-open packages. Intended for one-time use.



ORDER NUMBER	French Size	Inner Diameter Lumen #2 Small	Length	Sideports	Global Product Number
<b>SET<sup>1</sup></b>					
<b>C-DLCTS-2400</b>	24.0	17 gage	40 cm	4 large-4 small	<b>G36224</b>
<b>TRAY<sup>2</sup></b>					
<b>C-DLCTSY-2400</b>	24.0	17 gage	40 cm	4 large-4 small	<b>G36225</b>

<sup>1</sup>Set includes the items shown on this page.

<sup>2</sup>Tray consists of items shown on this page and the following items: 25 gage needle, 22 gage needle, lidocaine, povidone-iodine swabsticks, fenestrated drape, gauze sponges, disposable syringes, suture with needle, needle holder, povidone-iodine ointment, CSR wrap and prep tray.

## **MEDIA**

### **VHS CASSETTE**

**C-VC-16 PERCUTANEOUS INSERTION OF THE THAL-QUICK CHEST TUBE**  
AUTHORS: Thal AP, M.D., F.A.C.S., Quick KL, B.S.N.,  
Department of Surgery, Northeastern Regional  
Hospital, Las Vegas, New Mexico. (Duration: 4 min)

### **CD-ROM**

**C-CDP204 CENTESIS AND DRAINAGE PRODUCTS**

## **REFERENCE**

Thal AP, Quick KL: "A Guided Chest Tube for Safe Thoracostomy", *Surgery, Gynecology and Obstetrics*, 167 (1988), 517.

## **ACKNOWLEDGEMENTS**

Thal AP, M.D., F.A.C.S., Department of Surgery, Northeastern Regional Hospital, Las Vegas, New Mexico.

Quick KL, B.S.N., Department of Surgery, Northeastern Regional Hospital, Las Vegas, New Mexico.

# COOK®

Interventional Critical Care Products

[www.cookcriticalcare.com](http://www.cookcriticalcare.com)

**Distributed by:**

**COOK MEDICAL INCORPORATED**

P.O. Box 4195, Bloomington, IN 47402-4195 U.S.A.

Phone: 812 339-2235, Toll Free: 800 457-4500, Toll Free Fax: 800 554-8335

**COOK (CANADA) INC.**

111 Sandiford Drive, Stouffville, Ontario, L4A 7X5 CANADA

Phone: 905 640-7110, Toll Free: 800 668-0300

**WILLIAM A. COOK AUSTRALIA PTY. LTD.**

Brisbane Technology Park, 12 Electronics Street, Eight Mile Plains

Brisbane, QLD 4113 AUSTRALIA, Phone: +61 7 38 41 11 88

**WILLIAM COOK EUROPE ApS**

Sandet 6, DK-4632, Bjaeverskov, DENMARK, Phone: +45 56 86 86 86

© COOK INCORPORATED 2005

C-TQT5505