


BARRIER® Table Cover

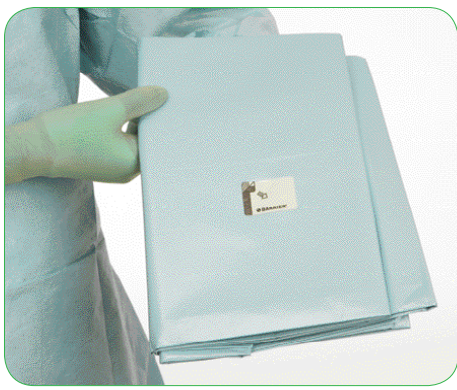
- Strong and durable materials provide resistant and reliable quality
- Impermeability and effective absorption prevent strikethrough and contamination
- Integrated tapes where applicable for quick, easy and safe fixation
- Accurate folding and packaging for easy and efficient handling
- A wide range of sizes provides solutions for all tables



BARRIER® creates the ripple effect that leads to better care for more patients

All BARRIER® products from Mölnlycke Health Care are designed to offer the optimal combination of protection, functionality and comfort. The offer of innovative and purpose-designed solutions features top quality, safety-enhancing products, delivery and logistics advantages and ongoing support and training. Together, these elements help to create a ripple effect of savings in time, effort and cost. This releases valuable resources, creating new efficiencies and helping you treat more patients to better care.





1 Hold the table cover in the direction indicated by the pictogram. The label is adhesive and will stick to the table.



2 Remove the release paper of the label.




3 Place the table cover on the instrument table.



4 Unfold to the lateral sides.



5 Unfold the table cover towards yourself.



6 Unfold the table cover away from yourself.

Ref. No.	ProcedurePak® Components	Size	Absorption area	Pack count
80100	90100	100×150cm	75×150cm	40/80
80150	90150	150×150cm	75×150cm	30/60
80170	90170	150×170cm	75×170cm	27/54
80190	90190	150×190cm	75×190cm	22/44
80210	90210	150×210cm	75×210cm	21/42
80240	90240	150×240cm	75×240cm	20/40

* On sterile single packed, fully folded set and tray components.

