














**Latex free embolectomy catheters (flat pack)**


**1 unit per flat pack**

Color	Model number	Size (F)	Catheter length	Max balloon inflation capacity	Approximate balloon diameter
	NL2EMB40	2F	40 cm	0.05 ml	4 mm
	NL2EMB60	2F	60 cm	0.05 ml	4 mm
	NL3EMB40	3F	40 cm	0.10 ml	5 mm
	NL3EMB80	3F	80 cm	0.10 ml	5 mm
	NL4EMB40	4F	40 cm	0.50 ml	9 mm
	NL4EMB80	4F	80 cm	0.50 ml	9 mm
	NL4EMB100	4F	100 cm	0.50 ml	9 mm
	NL5EMB40	5F	40 cm	0.75 ml	11 mm
	NL5EMB80	5F	80 cm	0.75 ml	11 mm
	NL6EMB40	6F	40 cm	1.25 ml	13 mm
	NL6EMB80	6F	80 cm	1.25 ml	13 mm
	NL7EMB40	7F	40 cm	2.00 ml	14 mm
	NL7EMB80	7F	80 cm	2.00 ml	14 mm

**Over-the-wire Fogarty® Thru-Lumen Embolectomy Catheters**











*Multi-use, guidewire-compatible design enables removal of soft, fresh emboli and thrombi as well as fluid delivery, temporary occlusion, and blood sampling*

- Tough, compliant Fogarty® balloon conforms to the vessel to maximize clot removal while minimizing trauma
- Provides the solution for distal thrombus removal in the arterial system
- Stainless steel bushings prox/distal of the balloon are very radiopaque



**Fogarty® thru-lumen embolectomy catheters**

**1 unit per flat pack**

Color	Model number	Usable length (cm)	Catheter size (F)	Inflated balloon diameter (mm)	Max size of deflated balloon (F)	Max gas capacity (ml)	Max liquid capacity (ml)	Max recommended pull force (lbs)	Compatible introducer (F)	Compatible guidewire (in.)
	12TLW403F	40	3	5	4.5	0.4	0.15	0.7	4.5	0.018
	12TLW803F	80	3	5	4.5	0.4	0.15	0.7	4.5	0.018
	12TLW1203F	120	3	5	4.5	0.4	0.15	0.7	4.5	0.018
	12TLW404F	40	4	9	5.0	1.2	0.50	1.5	5	0.025
	12TLW804F	80	4	9	5.0	1.2	0.50	1.5	5	0.025
	12TLW405F35	40	5.5	11	6.0	1.7	0.90	2.0	6	0.035
	12TLW805F35	80	5.5	11	6.0	1.7	0.90	2.0	6	0.035
	12TLW406F	40	6	13	7.0	2.3	1.40	2.5	7	0.035
	12TLW806F	80	6	13	7.0	2.3	1.40	2.5	7	0.035
	12TLW807F	80	7	14	8.0	2.8	1.60	3.5	8	0.038