

**OLYMPUS**<sup>®</sup>

Your Vision, Our Future

Endo)Therapy

# Single Use Cleaning Brushes

The right cleaning brushes for your Olympus endoscopes.



# Olympus Single Use Cleaning Brushes

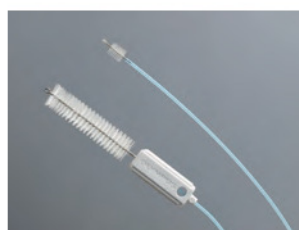
Brushing your endoscopes is one of the most important steps in the cleaning process, so ensure you are using the right tools. Designed with the same technological precision as Olympus endoscopes, the Olympus cleaning brush range maximizes efficacy.

## Features & Benefits


### 1 Wide variety of line-up

The newly designed channel-opening cleaning brush combined with the channel cleaning brush on one sheath makes it easier to keep both brushes at hand for added convenience during the cleaning process.

In addition, the dual cleaning brush incorporates two channel cleaning brushes in one for higher cleaning efficiency. Together with the separate channel-opening cleaning brush it maximizes flexibility.



Single Use Combination Cleaning Brush



Single Use Dual-ended Cleaning Brush

### 2 Sheath

The flexible, kink resistant sheath allows for improved efficiency during the cleaning process. The sheath enables you to advance the brush through the scope channel with minimum effort.





### 3 Bristles





Olympus Single Use Cleaning Brushes incorporate the best combination of bristle thickness and stiffness. This balance ensures that you optimize contact quality with the inside surface of the scope channel every time you clean.



Bristles are in full contact with channel.

## Complete Olympus Portfolio of Single Use Cleaning Brushes

Model	Type	Compatible channel diameter	Working length
Single Use Combination Cleaning Brush			
BW-411B		2.0 - 3.2 mm	950 mm
BW-412T		2.0 - 4.2 mm	2200 mm
Single Use Dual-ended Cleaning Brush			
BW-421B		2.0 - 3.2 mm	950 mm
BW-422T		2.0 - 4.2 mm	2200 mm

Model	Type	Compatible channel diameter	Working length
Single Use Single-ended Cleaning Brush			
BW-400B		1.0 - 1.5 mm	950 mm
BW-400L		1.0 - 1.5 mm	1650 mm
BW-400V		1.0 - 1.5 mm	2400 mm
Single Use Channel-Opening Cleaning Brush			
MAJ-1339		1.2 - 6.0 mm	—

Specifications, design and accessories are subject to change without any notice or obligation on the part of the manufacturer.



OLYMPUS MEDICAL SYSTEMS CORP.  
Shinjuku Monolith, 2-3-1 Nishi-Shinjuku, Shinjuku-ku, Tokyo 163-0914, Japan

For a complete listing of sales and distribution locations visit:  
[www.olympus.com](http://www.olympus.com)