

Ordering Information

Groshong® Catheters

Single Lumen ●

Item No.	Product Description
Catheter Only	
7710700CE	Groshong 7F Single Lumen Cath with Basic Tray & SureCuff®.
7710800CE	Groshong 8F Single Lumen Cath with Basic Tray & SureCuff.
Catheter & Percutaneous Kit	
7711350CE	Groshong 3.5F Single Lumen Cath with Peel-Apart Intro System & SureCuff
7711550CE	Groshong 5.5F Single Lumen Cath with Peel-Apart Intro System & SureCuff
7711700CE	Groshong 7F Single Lumen Cath with Peel-Apart Intro System & SureCuff
7711800CE	Groshong 8F Single Lumen Cath with Peel-Apart Intro System & SureCuff

Dual Lumen ●●

Item No.	Product Description
Catheter Only	
7724950CE	Groshong 9.5F Dual Lumen Cath with Basic Tray & SureCuff.
Catheter & Percutaneous Kit	
7726950CE	Groshong 9.5F Dual Lumen Cath with Peel-Apart Intro System & SureCuff

Groshong Accessories

Item No.	Product Description
Adapter Repair	
7712500CE	Replacement Connector for Groshong 5F/9.5F Dual Lumen Cath (Red)
7712510CE	Replacement Connector for Groshong 5F/9.5F Single Lumen Cath (White)
7712550CE	Replacement Connector for Groshong 5.5F Single Lumen Cath (Yellow)
7712700CE	Replacement Connector for Groshong 7F Single Lumen Cath (Pink)
7712800CE	Replacement Connector for Groshong 8F Single Lumen Cath (Orange)
External Catheter Segment Repair	
7741350CE	Repair Kit for Groshong 3.5F Single Lumen Cath
7741550CE	Repair Kit for Groshong 5.5F Single Lumen Cath
7741700CE	Repair Kit for Groshong 7F Single Lumen Cath
7741800CE	Repair Kit for Groshong 8F Single Lumen Cath
7740000CE	Repair Kit for Groshong 9.5F & 5F Dual Lumen Cath (Red & White Legs)
7742000CE	Repair Kit for Groshong 9.5F Dual Lumen Cath

Other Groshong Accessories

0601940CE	Bard Stainless Steel Tunneler for use with Groshong Ports & Caths
-----------	---

0601110CE	PTFE Peel-Apart 10F Introducer system
0607770CE	PTFE Peel-Apart 7F Introducer system
0607780CE	PTFE Peel-Apart 8F Introducer system

Ordering Information

Hickman®, Broviac® and Leonard® Catheters

Single Lumen ●

Item No.	Product Description
Catheter Only	
0600040CE	Broviac 2.7F Single Lumen Paediatric Cath. Cutdown Tray & SureCuff®
0600060CE	Broviac 4.2F Single Lumen Paediatric Cath. Cutdown Tray & SureCuff
0600120CE	Broviac 6.6F Short Single Lumen Paediatric Cath. Cutdown Tray & SureCuff
0600100CE	Broviac 6.6F Single Lumen Paediatric Cath. Cutdown Tray & SureCuff
0600160CE	Hickman 9.6F Single Lumen Cath. Cutdown Tray & SureCuff
0600162CE	Hickman 9.6F Single Lumen Cath. Cutdown Tray, SureCuff & Vitacuff®
Catheter & Percutaneous Kit	
0600520CE	Broviac 4.2F Single Lumen Paediatric Cath. Peel-Apart Intro. System & SureCuff
0600540CE	Broviac 6.6F Single Lumen Paediatric Cath. Peel-Apart Intro. System & SureCuff
0600542CE	Broviac 6.6F Single Lumen Paediatric Cath. Peel-Apart Intro. System, SureCuff & Vitacuff
0600560CE	Hickman 9.6F Single Lumen Cath. Peel-Apart Intro. System & SureCuff
0600562CE	Hickman 9.6F Single Lumen Cath. Peel-Apart Intro System, SureCuff & Vitacuff

Dual Lumen ●●

Item No.	Product Description
Catheter Only	
0600310CE	Hickman 7F Dual Lumen Paediatric Cath. Basic Tray & SureCuff
0600312CE	Hickman 7F Dual Lumen Paediatric Cath. Basic Tray, SureCuff & Vitacuff
0600320CE	Hickman 9F Dual Lumen Paediatric Cath. Basic Tray & SureCuff
0600330CE	Hickman 9F Dual Lumen Cath. Basic Tray & SureCuff
0600340CE	Leonard 10F Dual Lumen Cath. Basic Tray & SureCuff
0600342CE	Leonard 10F Dual Lumen Cath. Basic Tray, SureCuff & Vitacuff
0600350CE	Hickman 12F Dual Lumen Cath. Basic Tray & SureCuff
Catheter & Percutaneous Kit	
0600570CE	Hickman 7F Dual Lumen Paediatric Cath. Peel Apart Intro. System & SureCuff
0600572CE	Hickman 7F Dual Lumen Paediatric Cath. Peel Apart Intro. System, SureCuff & Vitacuff
0600580CE	Hickman 9F Dual Lumen Paediatric Cath. Peel Apart Intro. System & SureCuff
0600600CE	Hickman 9F Dual Lumen Cath. Peel Apart Intro. System & SureCuff
0600630CE	Leonard 10F Dual Lumen Cath. Peel Apart Intro. System & SureCuff
0600632CE	Leonard 10F Dual Lumen Cath. Peel Apart Intro. System, SureCuff & Vitacuff
0600620CE	Hickman 12F Dual Lumen Cath. Peel Apart Intro. System & SureCuff
0600622CE	Hickman 12F Dual Lumen Cath. Peel Apart Intro. System, SureCuff & Vitacuff

Triple Lumen ●●●

Item No.	Product Description
Catheter Only	
0606460CE	Hickman 10F Triple Lumen Cath. Cutdown Tray & SureCuff
0600360CE	Hickman 12.5F Triple Lumen Cath. Cutdown Tray & SureCuff
0600362CE	Hickman 12.5F Triple Lumen Cath. Cutdown Tray, SureCuff & Vitacuff
Catheter & Percutaneous Kit	
0606560CE	Hickman 10F Triple Lumen Cath. Peel-Apart Intro System & SureCuff
0600650CE	Hickman 12.5F Triple Lumen Cath. Peel-Apart Intro. System & SureCuff
0600652CE	Hickman 12.5F Triple Lumen Cath. Peel-Apart Intro. System, SureCuff & Vitacuff

Hickman, Broviac, and Leonard Accessories

Item No.	Product Description
Hickman Adapter Repair	
0601600CE	Repair Kit for Broviac 2.7F Single Lumen Cath.
0601610CE	Repair Kit for Broviac 4.2F Single Lumen Cath.
0601620CE	Repair Kit for Broviac 6.6F Single Lumen Cath
0601630CE	Repair Kit for Hickman 9.6F Single Lumen Cath.
0601770CE	Repair Kit for 13.5F Round Dual Lumen Haemodialysis Cath. (Blue Connector)
0601780CE	Repair Kit for 13.5F Round Dual Lumen Haemodialysis Cath. (Red Connector)
0601680CE	Repair Kit for Hickman/Leonard Dual & Triple Lumen Cath. Leg (White Connector)
0601690CE	Repair Kit for Hickman/Leonard Dual & Triple Lumen Cath. Leg (Red Connector)
0601730CE	Repair Kit for Hickman/Leonard Triple Lumen Cath. Leg (Blue Connector)
External Catheter Segment Repair	
0601760CE	Repair Kit Hickman 7F Dual Lumen Cath.
0601700CE	Repair Kit Hickman 9F Dual Lumen Cath.
0601750CE	Repair Kit Leonard 10F Dual Lumen Cath.
0601710CE	Repair Kit Hickman 12F Dual Lumen Cath.
0601790CE	Repair Kit Hickman 10F Triple Lumen Cath.
0601740CE	Repair Kit Hickman 12.5F Triple Lumen Cath.

Other Hickman, Broviac, and Leonard Accessories

0601930CE	Bard Plastic Tunneler for use with Hickman / Broviac / Leonard Ports & Caths.
-----------	---

0601150CE	PTFE Peel-Apart 5F Introducer system
0601170CE	PTFE Peel-Apart 7F Introducer system
0601180CE	PTFE Peel-Apart 8F Introducer system
0601110CE	PTFE Peel-Apart 10F Introducer system
0601113CE	PTFE Peel-Apart 13F Introducer system



BARD Norden AB • P.O. Box 22 210 • 250 24 Helsingborg • SWEDEN • PHONE 042-38 60 00 • Fax 042-38 60 10
 BARD Norway AS • Smalvollveien 44 • 0667 Oslo • NORWAY • PHONE 815 00 266 • Fax 815 00 299
 BARD Finland Oy • PL 141 • 00701 Helsinki • FINLAND • PHONE 09 347 30 53 • Fax 09 347 10 07
 BARD Denmark AB • Strandpromenaden 3 • 3000 Helsingør • DENMARK • PHONE 49 26 20 08 • Fax 49 26 20 09
 Groshong, Hickman, Broviac, Leonard and SureCuff are registered trademarks of C.R. Bard, Inc. or an affiliate.
 Vitacuff is a registered trademark of Vitaphore Corp
 AccessAbility is a trademark of C.R. Bard, Inc. or affiliate. © 2003 Bard Limited. All Rights Reserved.
 www.bardnordic.com • E-mail: support.nordic@crbard.com
 BNM-ACC-003-01-ENG



Groshong® & Hickman® Catheters

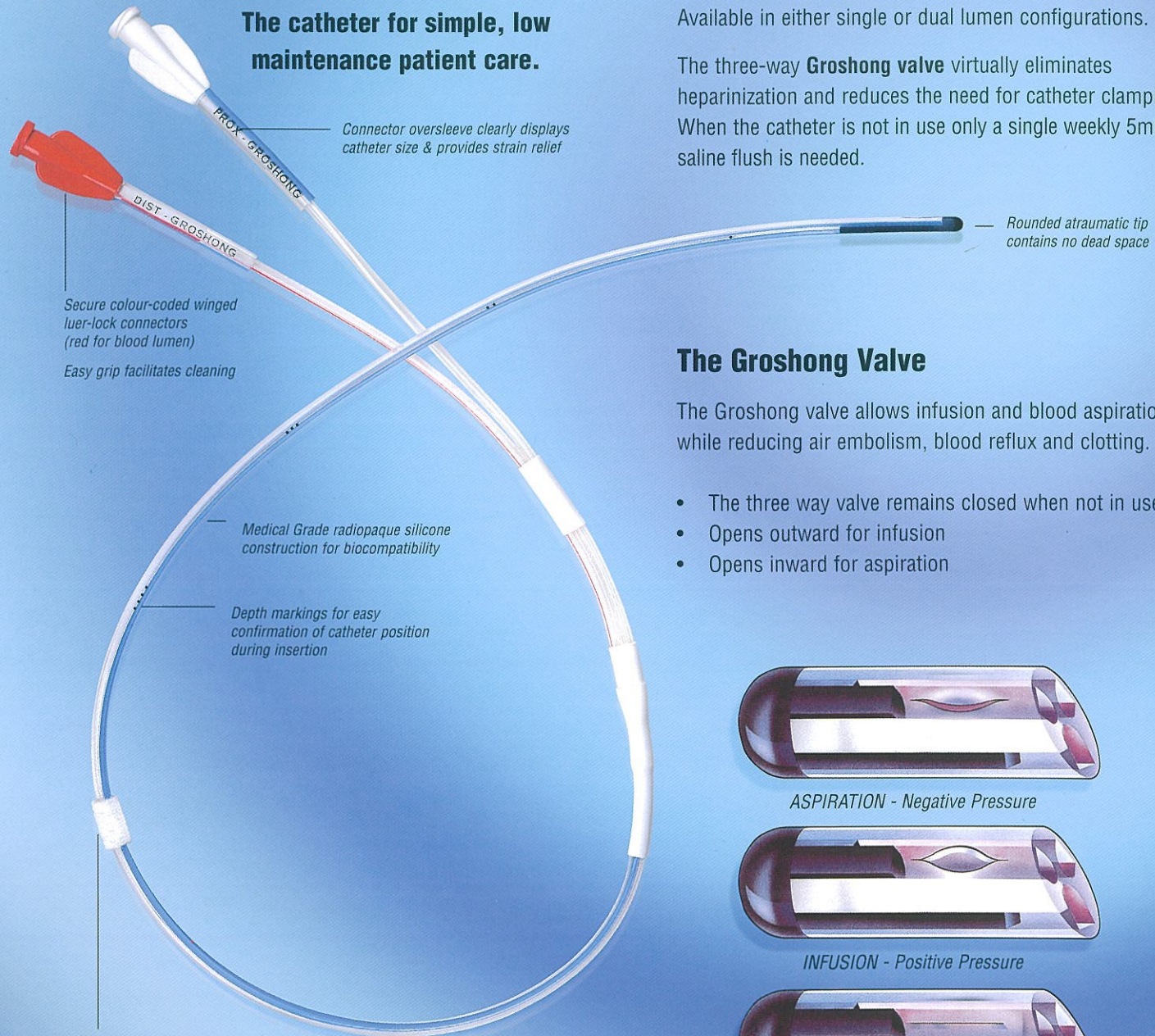
Accurate Delivery with Consistent Performance



Continuing to set the standard for performance and reliability.

Groshong® Catheter

The catheter for simple, low maintenance patient care.



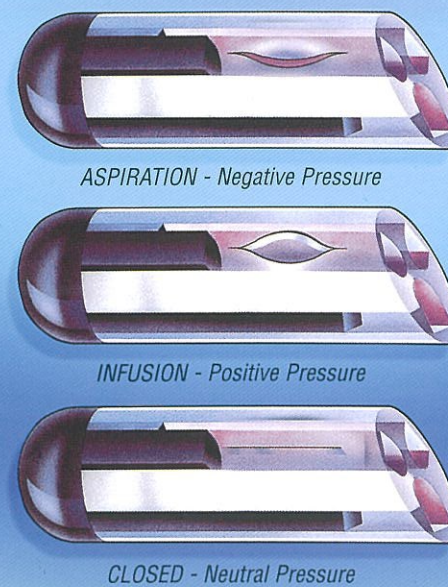
Groshong Catheters respond to your patients' long-term central venous access needs with unique clinical benefits. Available in either single or dual lumen configurations.

The three-way Groshong valve virtually eliminates heparinization and reduces the need for catheter clamping. When the catheter is not in use only a single weekly 5ml saline flush is needed.

The Groshong Valve

The Groshong valve allows infusion and blood aspiration while reducing air embolism, blood reflux and clotting.

- The three way valve remains closed when not in use
- Opens outward for infusion
- Opens inward for aspiration



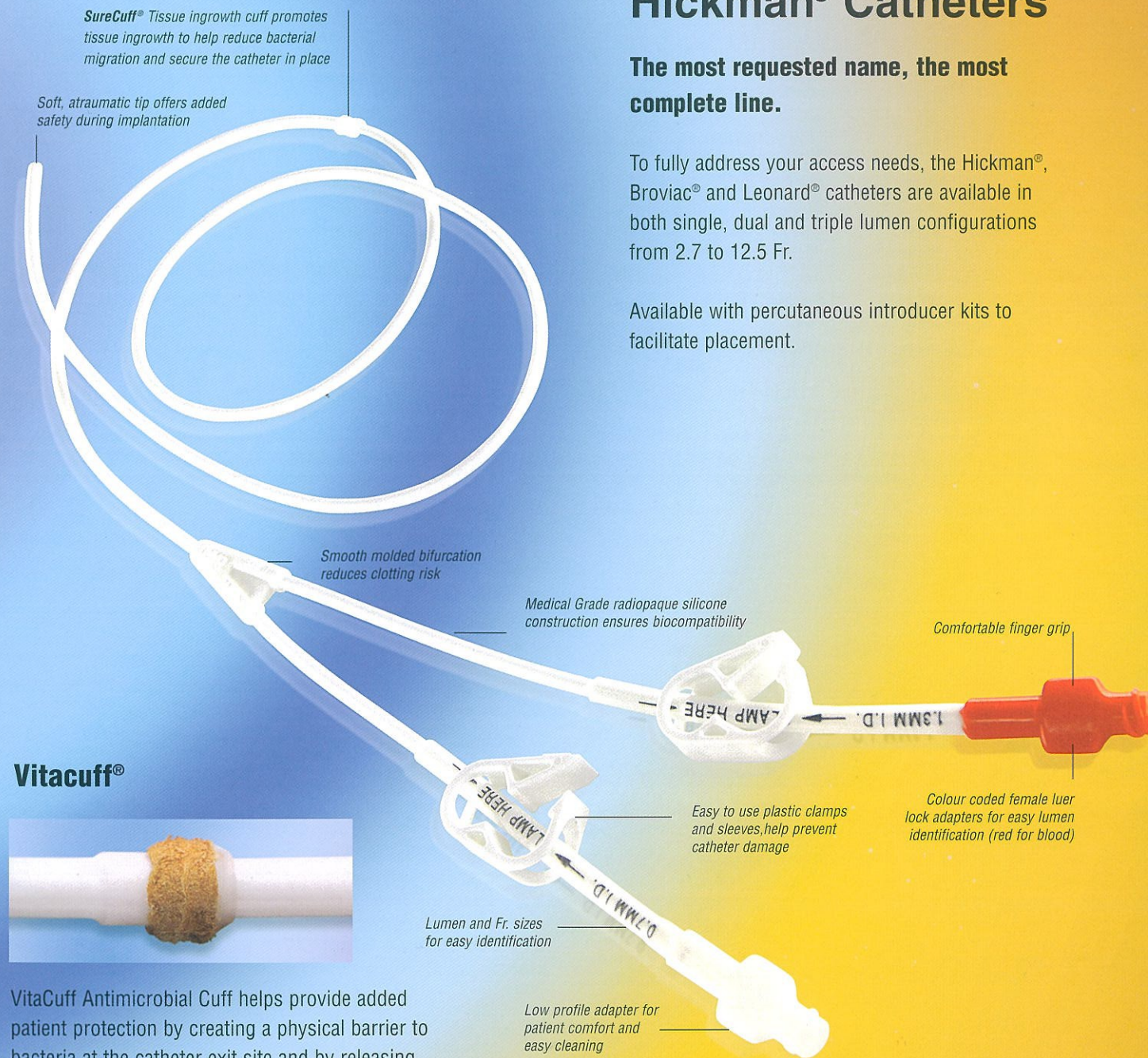
SureCuff® Tissue ingrowth cuff promotes tissue ingrowth to help reduce bacterial migration and secure the catheter in place

Hickman® Catheters

The most requested name, the most complete line.

To fully address your access needs, the Hickman®, Broviac® and Leonard® catheters are available in both single, dual and triple lumen configurations from 2.7 to 12.5 Fr.

Available with percutaneous introducer kits to facilitate placement.



VitaCuff®



VitaCuff Antimicrobial Cuff helps provide added patient protection by creating a physical barrier to bacteria at the catheter exit site and by releasing an antimicrobial agent (silver ions) during the critical post-implantation healing period.

Proven Performance and Reliability

Bard understand that your patients have a variety of vascular access needs. To help you meet these needs we offer the most complete line of vascular access devices for adult and paediatric care.

When you buy Bard you are buying a quality product which is fully supported by a network of value added support services:

Customer Services

Training Support

The AccessAbility™ Programme website



The Hickman, Broviac, Groshong line of chronic tunnelled central venous catheters offers the time-tested standard for proven performance and reliability. These catheters are designed for both paediatric and adult use and are available with percutaneous introducer kits for easier placement.

SAVING TIME AND MONEY • ENHANCING PATIENT SAFETY

TIME TESTED STANDARD FOR PROVEN PERFORMANCE

BARD
TOGETHER IN CARE