


PICO[◇] 7 for deep wounds (2-7cm)¹

smith-nephew.com/pico

 **smith&nephew**

PICO[◇] 7

Single Use Negative Pressure
Wound Therapy System



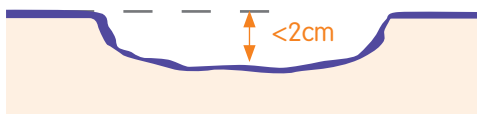
Supporting healthcare professionals

PICO 7 dressing has been shown to be capable of managing low to moderate exudate, and deliver nominal -80mmHg therapeutic negative pressure in large wounds of depths up to 4.5cm when used with an appropriate NPWT filler as demonstrated *in vitro*¹

PICO can be used with or without fillers

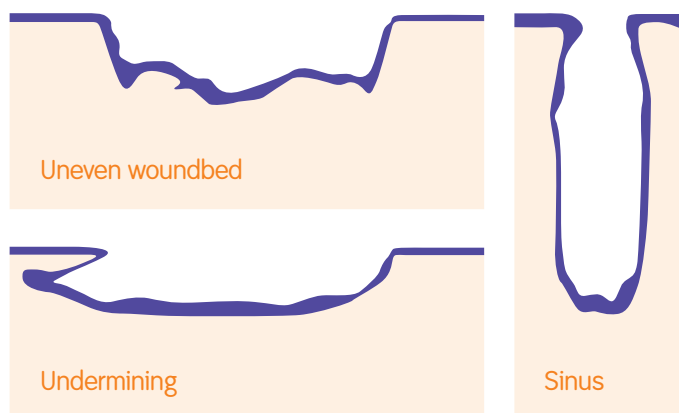
A full assessment of the wound is recommended before considering whether it is appropriate to use a wound filler or to apply the PICO dressing directly to the wound.

If the wound depth is under 2cm the PICO dressing can be applied directly to the wound without the need for a filler. Depth – wounds greater than 0.5cm (1/4in) in depth are likely to require a filler to ensure adequate treatment of all the wound surfaces.



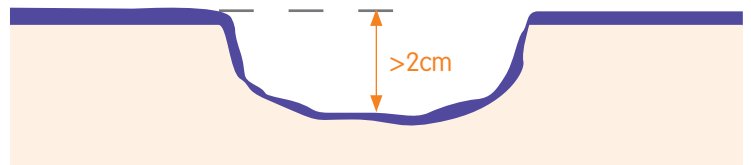
Wounds types under 2cm that the use of a filler would be appropriate:

- The wound bed is uneven
- There is undermining
- The wound is a sinus



PICO fillers

If the wound depth is greater than 2cm deep you must use an appropriate NPWT filler. Both gauze and foam fillers are available for use with PICO to ensure that negative pressure reaches the wound bed.¹



(Examples of deeper wounds)

Application of the filler

Gauze filler



- Apply layer of saline-moistened antimicrobial gauze to wound bed. Continue to apply in layers until the gauze loosely fills the entire wound cavity.
- Avoid overpacking the wound cavity.
- Ensure the gauze is not overlapping onto the peri-wound area.

Foam filler





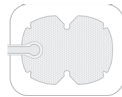




- Cut the foam to fit the size and shape of the wound.
- Do NOT cut the foam directly over the wound
- Please ensure the foam is not overlapping onto the peri-wound area.



For detailed product information, including indications for use, contraindications, effects, precautions, warnings, and important safety information, please always consult product's Information for Use (IFU) prior to use.

Ordering information

Dressing	Dressing size	2 x dressing kit*	1 x dressing kit**	Multipacks***
	10cm x 20cm	66802002	66802012	66802022
	10cm x 30cm	66802003	66802013	66802023
	10cm x 40cm	66802004	66802014	66802024
	15cm x 15cm	66802005	66802015	66802025
	15cm x 20cm	66802006	66802016	66802026
	15cm x 30cm	66802007	66802017	66802027
	20cm x 20cm	66802008	66802018	66802028
	25cm x 25cm	66802009	66802019	66802029
	Mutasite small 15cm x 20cm	66802000	66802010	66802020
	Mutasite large 20cm x 25cm	66802001	66802011	66802021
Consumables		Product code		
	Foam dressing filler	10cm x 12.5cm	66801021	
	Gauze dressing filler	11,4cm x 3,7m	66802127	

*2 x dressing kit = 2 dressings + 1 pump; **1 x dressing kit = 1 dressing + 1 pump; ***Multipacks = 5 dressings only

Advanced Wound Management
Smith & Nephew Medical Ltd
101 Hessle Road
Hull HU3 2BN
UK
T +44 (0) 1482 225181
F +44 (0) 1482 328326

www.smith-nephew.com

°Trademark of Smith & Nephew
All Trademarks acknowledged
©March 2019 Smith & Nephew
17438 | GMC0779

Supporting healthcare professionals for over 150 years

References:

1. Smith and Nephew 2018. The review of evidence supporting the use of PICO in wounds ≥ 2 cm in depth. Internal report. EO.AWM.PCS230.001.v2