

Sleek ergonomic design: Only 1.5kg with handle

Intuitive operation interface:

Configured with 3" LCD and large font for greater accessibility and visibility.

• **Bright, easy-to-view LED alarm light:** Used to indicate alarm status, enabling medical personnel to respond in a timely fashion.

• **Easier tube installation:** The horizontal door latch enables quick and easy door handling.

• **Mini USB:** For drip sensor

• **High adaptability design:** Multifunctional connector for RS232, AC, nurse call.

• **Longer Battery Life:** No less than 10hrs\*

*\*Under specific conditions.*



## ME660-V Infusion Pump



**Shenzhen Comen Medical Instruments Co., Ltd.**

Add: Floor 10, Floor 11 and Section C of Floor 12 of Building 1A & Floor 1 to Floor 5 of Building 2, FIYTA Timepiece Building, Nanhuan Avenue, Matian Sub-district, Guangming District, Shenzhen, Guangdong, 518106, P.R. China  
Tel: +86-755-2640 8879 Fax: +86-755-2643 1232 Website: en.comen.com E-mail: info@szcomen.com

P/N: EN-ME660-V-8P-20220621-V1.0

# Our Latest Frugal Innovations

Our next generation of economical pumps goes beyond cost.








**EN1789** certified for use during transport and E&R scenarios.  
Shielded from harsh environments with a validated **IP44** rating.

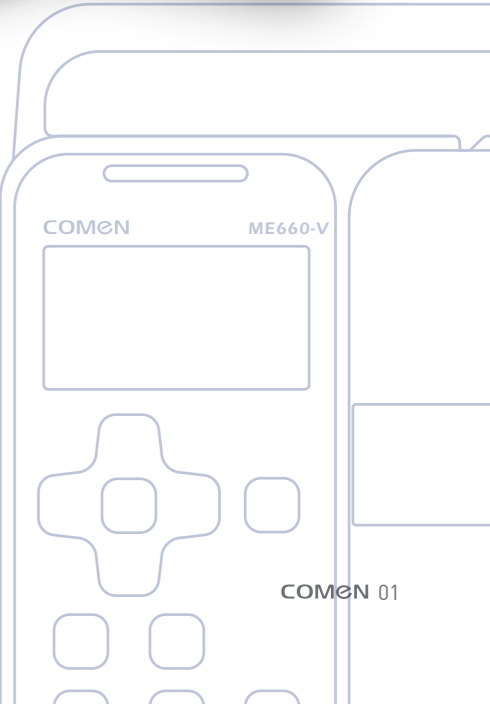


# What makes it new? It's the way you use it.



### Upgraded:

-  Bigger screen. Lighter Weight
-  Wider flow rate ranges
-  Higher sensitivity and accuracy
-  Larger storage capacity
-  Longer battery endurance





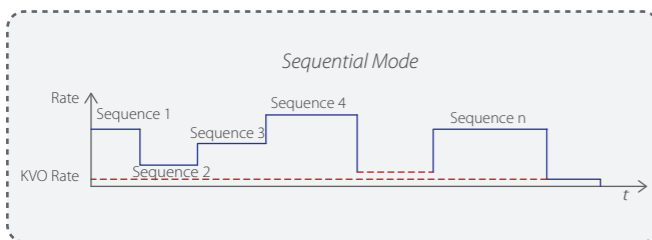
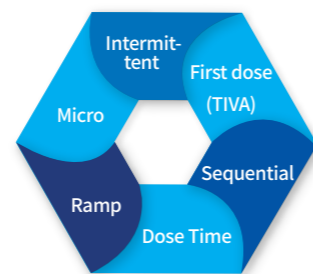
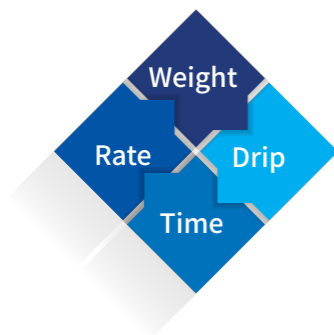
# The New Multifunction Comprehensive Solution

## Functionally Extensive. Clinically Inclusive.

10 different working modes with wider setting ranges:

*Rate/Time/Weight/Drip<sup>[1]</sup>/Dose Time/Intermittent/Ramp/Micro/First Dose/Sequential*

- Safer for pediatric/neonatal use
- Smooth & flexible workflow - up to **9** phases of ramp up/down and up to **10** sequential setups available
- Rates of up to **2000**ml/h
- Infusion Time up to ~**100**hrs<sup>[2]</sup>



Recommended for use when multiple drugs are infused sequentially or if a specific drug requires varying rates. (e.g. administration of Amiodarone in patients with atrial arrhythmias or stable ventricular tachycardias)

\* [1] Drip mode only applicable for ME660-V.

[2] Time set up 00:00:01~99:59:59 hh:mm:ss

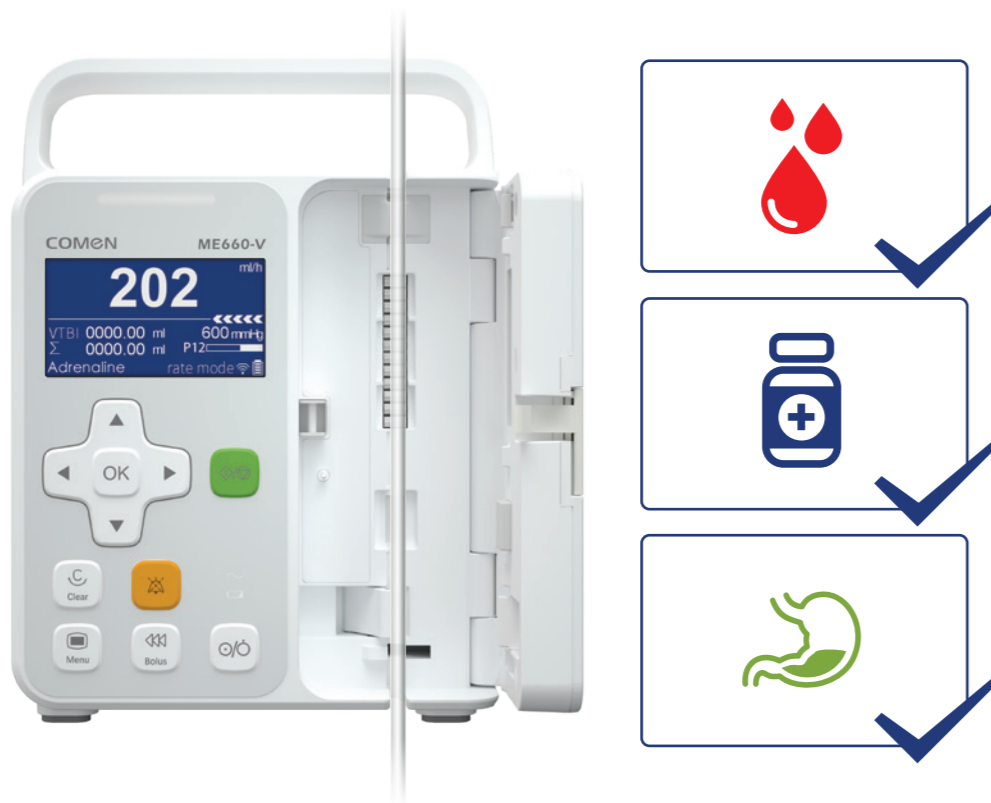


# ME660-V



## Enhanced Sensitivity and Accuracy with Strong Functionality.

- 0.01**  
Accurate increments
- ±4.5%**  
Infusion accuracy<sup>[3]</sup>
- 20ul**  
Bubble detection sensitivity
- 75mmHg**  
Pressure-in-line detection



• Supports specialized accessories for infusion of medication, nutrition and blood.

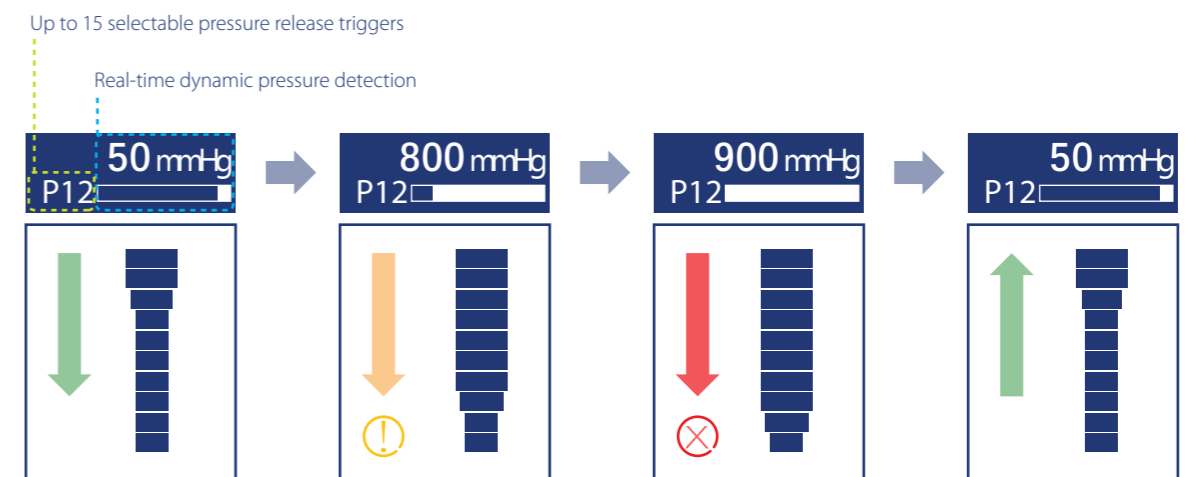
<sup>[3]</sup> Only with specifically calibrated infusion sets.

## SafeGuard: Risk Mitigation Solutions.

- Drug Library**  
Up to 3,000 drug names
- Infusion Logs**  
No less than 2,000 records
- Cumulant Management**  
4 different auto cumulant modes<sup>[4]</sup>

## Patented DPS System

Dynamic Pressure Monitoring and Automatic Pressure Release system.



<sup>[4]</sup> Auto cumulant modes include: Recent cumulant/Timed cumulant/Interval cumulant/24h cumulant.